

NESPRESSO
PROFESSIONAL

DISCOVER
NESPRESSO
FOR YOUR
BUSINESS



TABLE OF CONTENTS

Our Commitment.....	3
Our Coffee.....	4
Our Machines.....	5
Compare Machines.....	11
Accessories.....	13
Contact Us.....	14



OUR COMMITMENT

OUR COFFEE

OUR MACHINES

COMPARE

ACCESSORIES

CONTACT US

MAKING EXTRAORDINARY COFFEE MOMENTS EFFORTLESS

The coffee you choose to serve says a lot about your business. It is a reflection of your commitment to quality and excellence. **Nespresso** shares this commitment.

At **Nespresso**, coffee is an art form. We bring together the world's finest coffee beans, growers and roasters so you can offer your team and guests extraordinary coffees that invite discovery.



SMALL STEPS MAKE A BIG DIFFERENCE

Our dedication to sustainability guides us every day. We believe that in order for our business to prosper, so must the environment we work in and the communities we work with.

OUR THREE SUSTAINABILITY PILLARS ARE CRITICAL TO OUR COMMITMENT

SUSTAIN

Sustainably sourcing coffee, building relationships with farmers and protecting the environment.

REVIVE

Restoring coffee farming in regions where it once thrived until they faced adversity.

RECYCLE

Our easy capsule recycling program, fully funded by **Nespresso**.

When you choose **Nespresso**, every recyclable capsule does its part to restore and replenish environmental resources and the communities that nurture our exceptional blends.



◀ BACK



DISCOVER BROCHURE | OUR COMMITMENT 3

NEXT ▶

OUR COMMITMENT


OUR COFFEE

OUR MACHINES

COMPARE

ACCESSORIES

CONTACT US



A WORLD OF EXTRAORDINARY COFFEE

Our coffees are sustainably sourced from only the world's finest coffee beans.

The single-serve aluminum capsules are sealed to guarantee freshness for up to a year, helping your business reduce waste and control costs.

Each of our coffees displays the distinctive character of their unique origins and blending techniques, allowing your business to offer a coffee for every taste.



INTENSE



RISTRETTO INTENSO
Pepper, woody

INTENSITY



RISTRETTO
Cocoa, woody, toasted



ESPRESSO FORTE
Malt, red fruit, roasted



MILD




ESPRESSO LEGGERO
Cocoa, cereal



LUNGO FORTE
Malt, red fruit, roasted



LUNGO LEGGERO
Jasmine, orange blossom, bergamot



SINGLE ORIGIN



INDIA
Clove, pepper, nutmeg



GUATEMALA
Malt, dry cereal



PERU ORGANIC
Fruity, toasted cereal



BRAZIL
Sweet cereal, toasted



FLAVORED



ESPRESSO CARAMEL
Brown sugar, toffee



ESPRESSO VANILLA
Caramelized vanilla



DECAF



ESPRESSO DECAFFEINATO
Cocoa, cereal



LUNGO DECAFFEINATO
Toasted cereal, sweet floral



RISTRETTO .85oz

ESPRESSO 1.35oz

LUNGO 3.75oz

AMERICANO 6.75oz

OUR COMMITMENT

OUR COFFEE

OUR MACHINES

Zenius + Cappuccinatore

Gemini

Nespresso Momento 100

Nespresso Momento 200


Aguila 220

Aguila 440

COMPARE

ACCESSORIES

CONTACT US



PERFECT COFFEE WITH JUST ONE TOUCH

Our state-of-the-art Professional machines have been masterfully designed to support high-volume business use and require very little maintenance.

With **Nespresso**, anyone can make the perfect coffee at the touch of a button, cup after cup.

ZENIUS + CAPPUCINATORE



Small footprint fits easily in any space

- 1 brew head
- Together they allow you to create milk-based recipes
- Recommended servings per month: 200+

OUR COMMITMENT

OUR COFFEE

OUR MACHINES

Zenius + Cappuccinatore

Gemini

Nespresso Momento 100

Nespresso Momento 200


Aguila 220

Aguila 440

COMPARE

ACCESSORIES

CONTACT US



PERFECT COFFEE WITH JUST ONE TOUCH

Our state-of-the-art Professional machines have been masterfully designed to support high-volume business use and require very little maintenance.

With **Nespresso**, anyone can make the perfect coffee at the touch of a button, cup after cup.

GEMINI



Dual coffee outlets and a built-in milk frother

- 2 brew heads
- Tower configuration with pay-per-cup system available
- Direct water connection optional
- Recommended servings per month: 600+

OUR COMMITMENT

OUR COFFEE

OUR MACHINES

Zenius + Cappuccinatore

Gemini

Nespresso Momento 100

Nespresso Momento 200

Aguila 220

Aguila 440

COMPARE

ACCESSORIES

CONTACT US



PERFECT COFFEE WITH JUST ONE TOUCH

Our state-of-the-art Professional machines have been masterfully designed to support high-volume business use and require very little maintenance.

With **Nespresso**, anyone can make the perfect coffee at the touch of a button, cup after cup.

NESPRESSO MOMENTO 100



Our newest and most intuitive coffee machine

- 1 brew head
- Touchscreen display offers Americano, Ristretto, Espresso, Lungo and hot water with one touch
- Direct water connection optional
- Recommended servings per month: 500+

◀ BACK



DISCOVER BROCHURE | OUR MACHINES 7

NEXT ▶

OUR COMMITMENT

OUR COFFEE

OUR MACHINES

Zenius + Cappuccinatore

Gemini

Nespresso Momento 100

Nespresso Momento 200


Aguila 220

Aguila 440

COMPARE

ACCESSORIES

CONTACT US



PERFECT COFFEE WITH JUST ONE TOUCH

Our state-of-the-art Professional machines have been masterfully designed to support high-volume business use and require very little maintenance.

With **Nespresso**, anyone can make the perfect coffee at the touch of a button, cup after cup.

NESPRESSO MOMENTO 200



Just as intuitive, allows you to make two coffees at the same time

- 2 brew heads
- Touchscreen display offers Americano, Ristretto, Espresso, Lungo and hot water with one touch
- Direct water connection optional
- Recommended servings per month: 1,000+

OUR COMMITMENT

OUR COFFEE

OUR MACHINES

Zenius + Cappuccinatore

Gemini

Nespresso Momento 100

Nespresso Momento 200


Aguila 220

Aguila 440

COMPARE

ACCESSORIES

CONTACT US



PERFECT COFFEE WITH JUST ONE TOUCH

Our state-of-the-art Professional machines have been masterfully designed to support high-volume business use and require very little maintenance.

With **Nespresso**, anyone can make the perfect coffee at the touch of a button, cup after cup.

AGUILA 220



**Compact high performance with
preset milk recipe options**

- 2 brew heads
- 1.3 gal refrigerated milk container
- Direct water connection required
- Recommended servings per month: 2,000+

OUR COMMITMENT

OUR COFFEE

OUR MACHINES

Zenius + Cappuccinatore

Gemini

Nespresso Momento 100

Nespresso Momento 200


Aguila 220

Aguila 440

COMPARE

ACCESSORIES

CONTACT US



PERFECT COFFEE WITH JUST ONE TOUCH

Our state-of-the-art Professional machines have been masterfully designed to support high-volume business use and require very little maintenance.

With **Nespresso**, anyone can make the perfect coffee at the touch of a button, cup after cup.

AGUILA 440



Elegant high-volume solution for fast-paced environments with preset milk recipe options

- 4 brew heads
- Two refrigerated milk containers
- Direct water connection required
- Recommended servings per month: 4,000+

MACHINE COMPARISON CHART

Which **Nespresso** Professional machine best meets your needs? Here are all the details at a glance. This quick and easy guide will help you determine the machine providing the perfect fit for your business.

OUR COMMITMENT

OUR COFFEE

OUR MACHINES


COMPARE








Features

Specs

ACCESSORIES

CONTACT US



MACHINES	MILK FROTH	PRESET RECIPES	HOT WATER	CUP-WARMING PLATE	ENERGY-SAVING MODE	DESCALING ALERT	RECIPE RECOMMENDATION BY CAPSULE	MODULAR DESIGN	INTERNET CONNECTIVITY	TOUCHSCREEN DISPLAY
 ZENIUS			■		■	■				
 CAPPUCCINATORE	■			■						
 GEMINI	■		■	■	■	■				
 NESPRESSO MOMENTO 100		■	■	■	■	■	■	■	■	■
 NESPRESSO MOMENTO 200		■	■	■	■	■	■	■	■	■
 AGUILA 220	■	■	■	■	■	■				
 AGUILA 440	■	■	■	■	■	■				

MACHINE COMPARISON CHART

Which **Nespresso** Professional machine best meets your needs? Here are all the details at a glance. This quick and easy guide will help you determine the machine providing the perfect fit for your business.

OUR COMMITMENT

OUR COFFEE

OUR MACHINES


COMPARE








Features

Specs

ACCESSORIES

CONTACT US



MACHINES	NUMBER OF BREW HEADS	MILK CONTAINER	WATER SUPPLY	SERVINGS PER MONTH	USED CAPSULE CAPACITY	DIMENSIONS	WEIGHT	ELECTRICAL	PLUG TYPE	WARRANTY
 ZENIUS	1	N/A	Removable 0.5 gal tank	200+	25	7.5"W x 12.3"H x 15.7"D (clearance height of 18")	15.4 lb	120V, 60Hz, 1610W, 13.42A	5-15P	1 year
 CAPPUCCINATORE	N/A	0.26 gal insulated thermal canister	Removable 0.16 gal tank	200+	N/A	8.7"W x 12"H x 12.8"D	9.2 lb	120V, 7-8A	5-15P	1 year
 GEMINI	2	0.26 gal insulated thermal canister	2 removable 0.8 gal tanks or direct water connection	600+	70	22"W x 16.3"H x 16.4"D	39.7 lb	240V, 60Hz, 2300W, 9.58A	6-15P	2 years
 NESPRESSO MOMENTO 100	1	N/A	Removable 0.8 gal tank or direct water connection	500+	40	12"W x 16.5"H x 20"D	35 lb	120V, 60Hz, 1200W, 15A	5-15P	2 years
 NESPRESSO MOMENTO 200	2	N/A	2 removable 0.8 gal tanks or direct water connection	1,000+	80	22"W x 16.5"H x 20"D	62 lb	208V, 60Hz, 2450W, 15A	6-15P	2 years
 AGUILA 220	2	1.3 gal refrigerated container	Direct water connection	2,000+	125	25.6"W x 25.2"H x 27.3"D	165.3 lb	208V, 60Hz, 3200W, 15.4A	6-20P	2 years
 AGUILA 440	4	2 0.65 gal refrigerated containers (1.3 gal total)	Direct water connection	4,000+	250	39.5"W x 24.9"H x 24"D	220.5 lb	208V, 50/60Hz, 7300W, 35A	6-50P	2 years

OUR COMMITMENT

OUR COFFEE

OUR MACHINES

COMPARE

ACCESSORIES

CONTACT US

BEAUTIFULLY VERSATILE COFFEE ACCESSORIES

Nespresso offers a complete range of accessories that heighten the enjoyment of our extraordinary coffee and make each coffee moment extra special.



Let your team and guests sip away in style with our elegantly designed Porcelain Cups, Glass Coffee Mugs and Recipe Glasses.

Offer to-go coffee service with our classic Paper Coffee Cups.



Display your Nespresso coffee capsules with our convenient storage solutions.

Learn more about the full accessory collection from your Nespresso Coffee Representative.



OUR COMMITMENT

OUR COFFEE

OUR MACHINES

COMPARE

ACCESSORIES

CONTACT US



CONTACT YOUR NESPRESSO COFFEE REPRESENTATIVE

We are committed to providing you with unparalleled service down to the smallest detail. If you need anything at all, please contact us.

 800.566.0571  nespresso.com/pro

